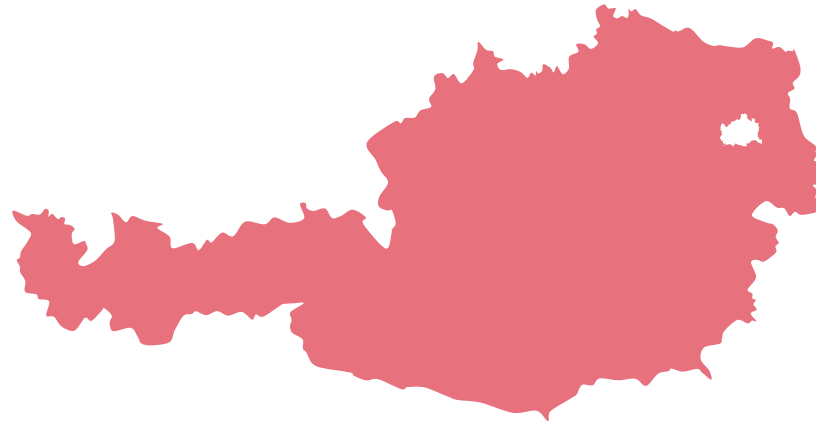


Birth Barometer

Monitoring Fertility in Austria

Male Fertility



Kryštof Zeman

Tomáš Sobotka

Richard Gisser

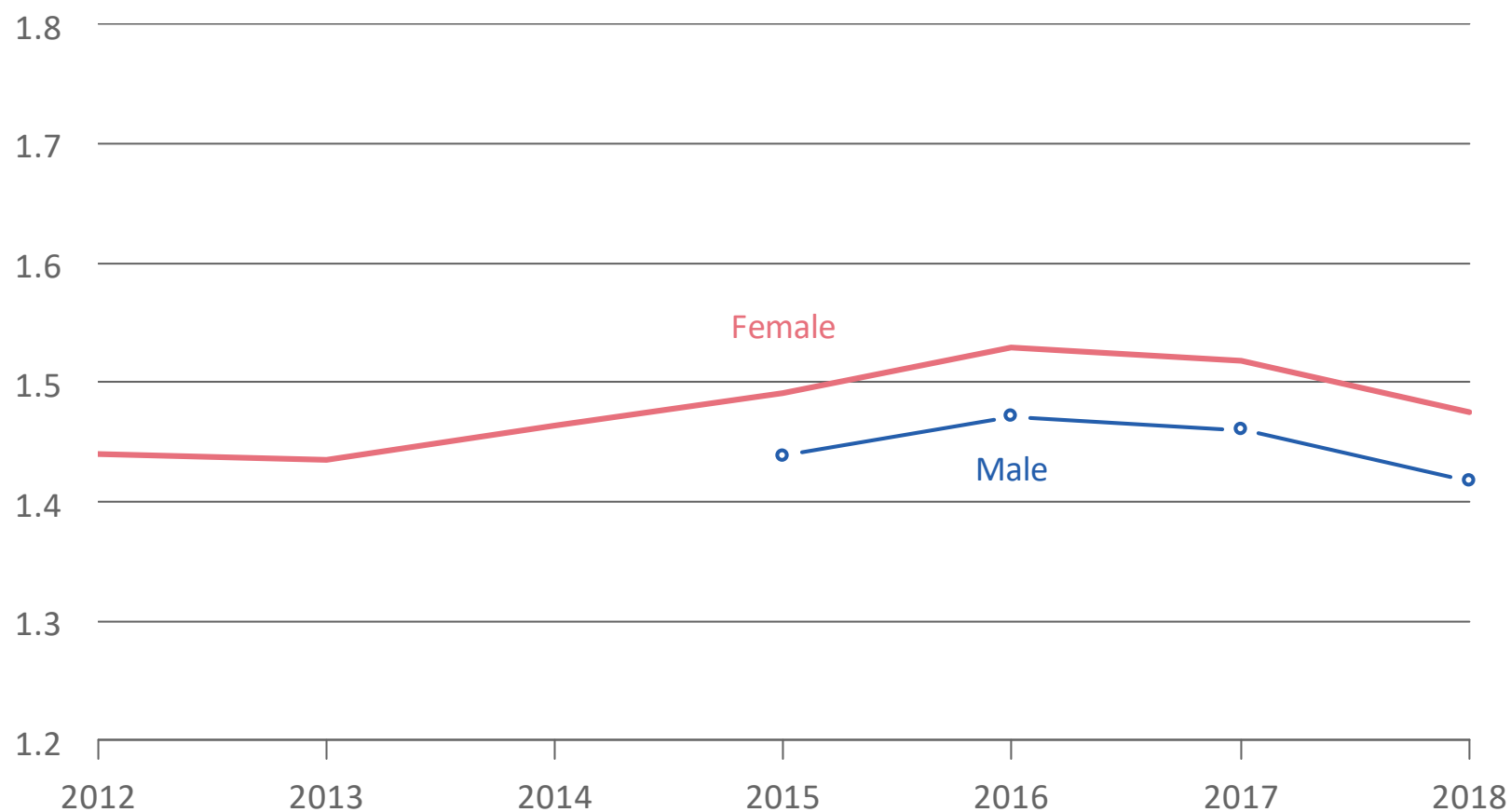
Maria Winkler-Dworak

Analysis based on data from
Statistics Austria covering the
period until 2018

3 September 2019

Total fertility of men

Total fertility rate (TFR) of men (2015–2018) and women (2012–2018)



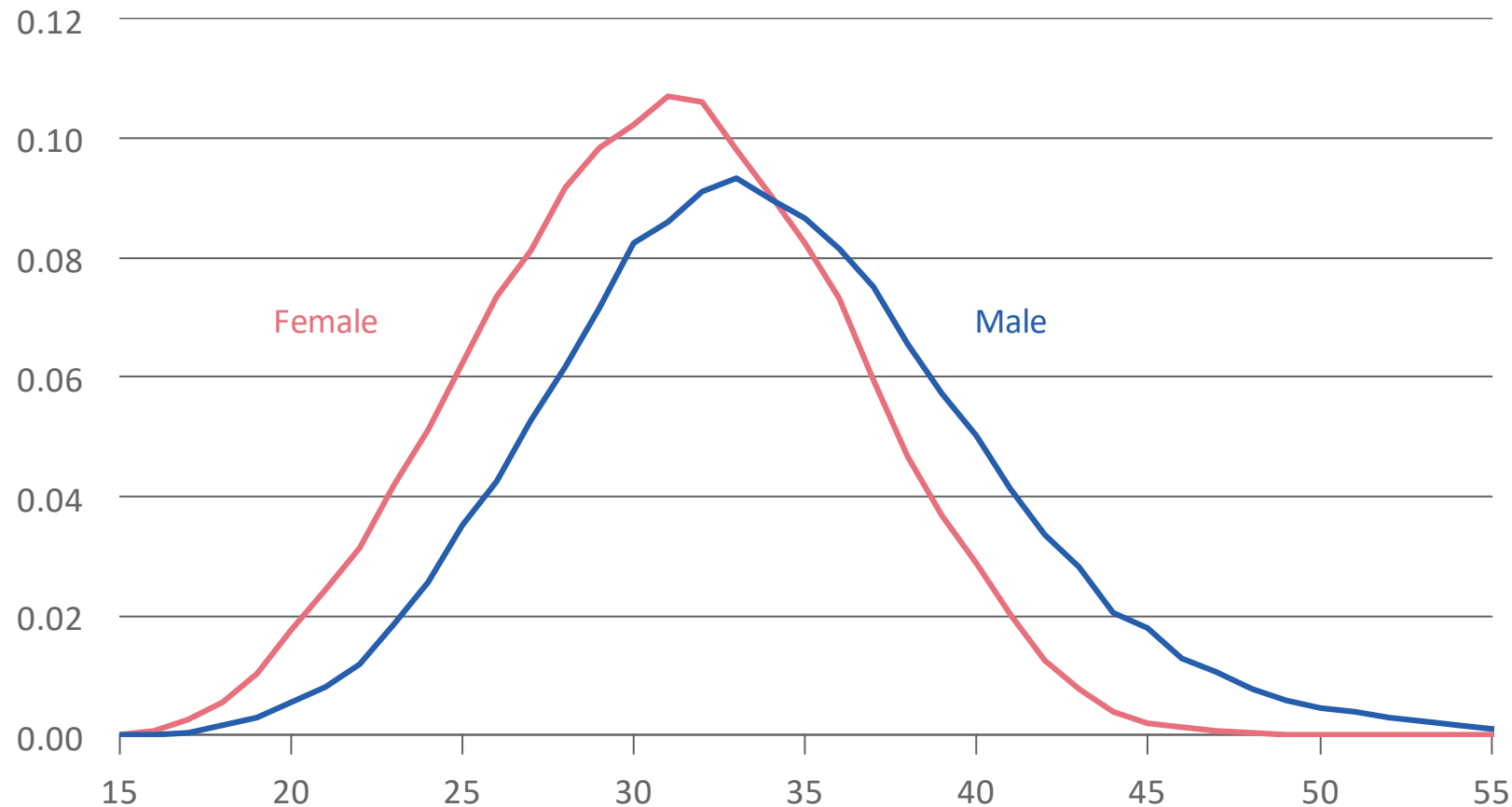
Data on fertility of men are available since 2015, when Statistics Austria started collecting information on fathers of all live-born children, including births outside marriage

The data on fathers are not complete. In 2015 the information about father was missing for 5.6% of live births. This proportion fell to 1.3% in 2018. The presented data and rates are adjusted for the share of births with unknown father

- In 2018, TFR for males was 1.42 compared with the TFR of 1.47 for women

Fertility rates by age

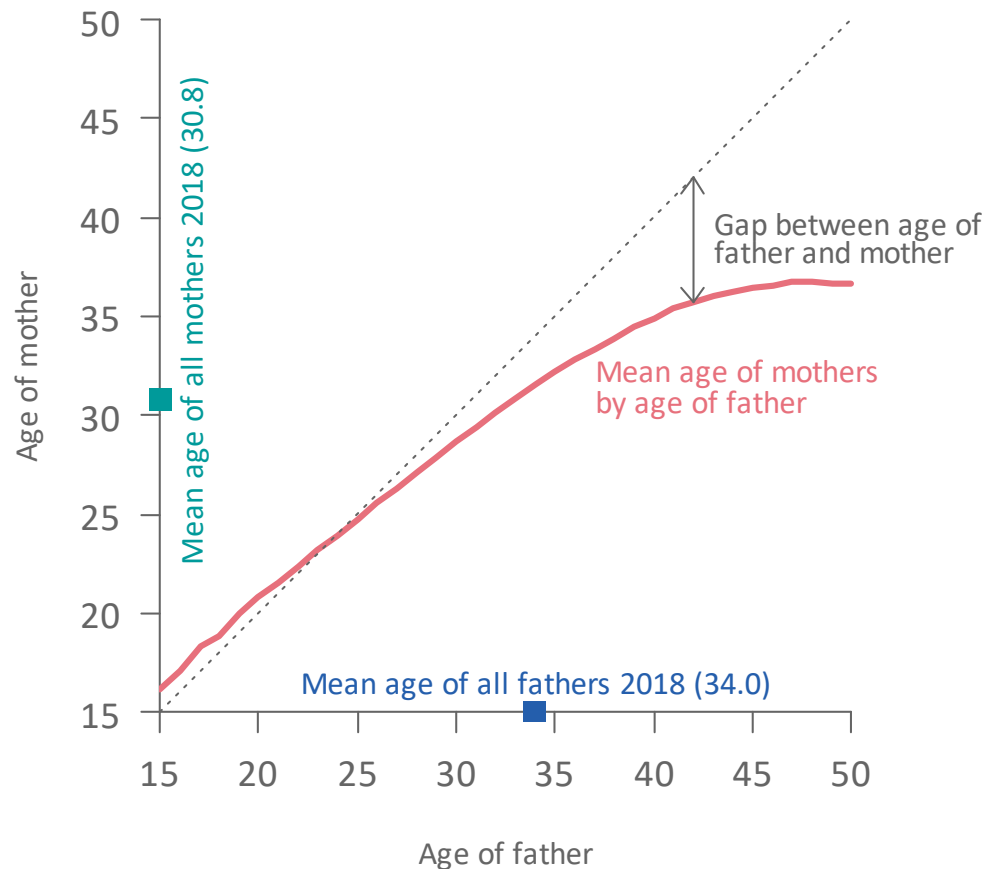
Men and women, 2018



- Men have an older schedule of childbearing than women and fatherhood is more widely spread across their adult lives
- Fertility rates of men in Austria peak in their early- and mid-30s. Having children is also common among men in their 40s, but becomes rare after age 55
- Women in Austria show a stronger concentration of childbearing in their peak reproductive ages (around 28–34), with fertility rates falling close to zero by age 45
- Women’s fertility rates surpass men’s fertility until age 35; after that age men have higher fertility rates than women do

Age of fathers and mothers

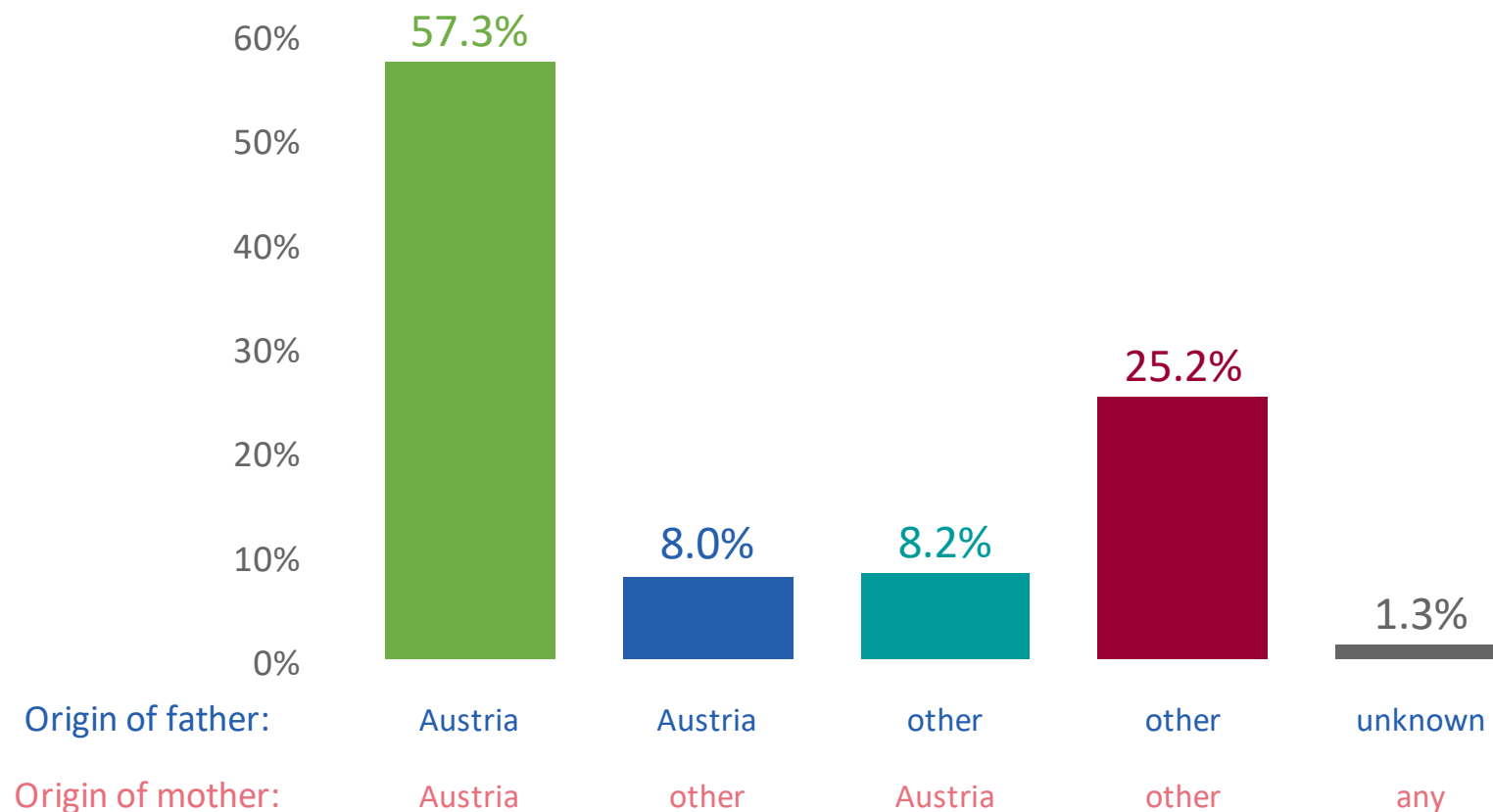
Mean age of mothers by age of father, 2015–2018



- Fathers are on average by about three years older than mothers. The mean age at birth is around 34 years for men compared with 31 years for women
- The age difference between mothers and fathers of new-born children varies by age. Young fathers often have slightly older partners. At age 24 fathers have children with mothers of the same age on average.
- The age gap between mothers and fathers widens gradually for fathers until age 33 and then accelerates. It is largest for the men having children in their 40s or later, whose female partners are aged 36–37 on average
- This widening of the age gap is partly due to the rapid rise in infertility among women in their late 30s and early 40s

Country of birth of parents

Live-born children by country of birth of their father and mother, 2018



- Four out of ten children born in Austria in 2017 had at least one parent who was born in another country
- One quarter of children had both parents of migrant origin
- 16% of children had one parent born in Austria and one parent born abroad. They were equally split between those having Austrian-born father and those having Austrian-born mother

Birth Barometer: Monitoring Fertility in Austria

Data Source: STATISTICS AUSTRIA. Vital Statistics

Authors: Kryštof Zeman, Tomáš Sobotka, Richard Gisser, Maria Winkler-Dworak

Graphic design: Jan Šotola; layout inspired by the National Records of Scotland

Acknowledgement to Regina Fuchs (Statistics Austria)

Suggested citation:

Zeman, K., T. Sobotka, R. Gisser, and M. Winkler-Dworak. 2019. *Birth Barometer: Monitoring Fertility in Austria*. Vienna Institute of Demography. Available at www.birthbarometer.at

www.birthbarometer.at

© Wittgenstein Centre (IIASA, VID/ÖAW, WU), Vienna Institute of Demography 2019